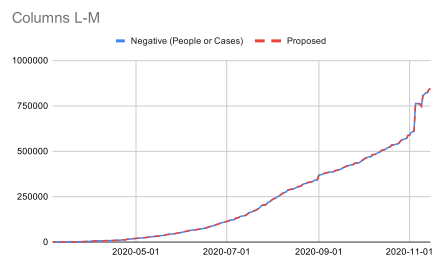
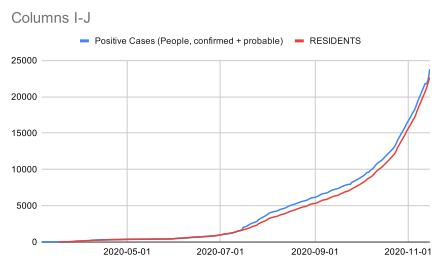
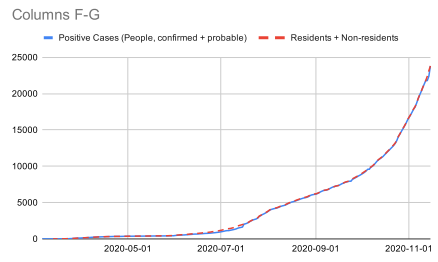
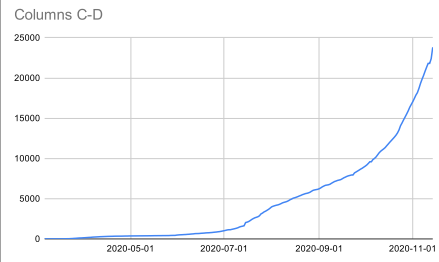


Backfill Analysis

Checker instructions:
 - Look at graphs for each of the metrics, and confirm that any differences between the lines are small, or well understood
 - for each value in the "spot check value" columns, confirm that the value matches the same day's value on the state's page (see note on column header)
 - if all looks good, copy/paste each of the proposed columns into states daily.

Date	Positive Cases (PCR)	DELETE	Spot check value	Positive Cases (People, confirmed + probable)	Residents + Non-residents	Spot check value	Positive Cases (People, confirmed + probable)	RESIDENTS	Spot check value	Negative (People or Cases)	Proposed	Spot check value
2020-11-15	23814			23814	23814		23814	22662		843568	844720	
2020-11-14	22405			22405	23160		22405	20200		839859	840244	
2020-11-13	21812			21812	22416		21812	21286		822854	823380	
2020-11-12	21812			21812	21827		21812	20702		822854	823964	
2020-11-11	21331			21331	21345		21331	20221		813259	814369	
2020-11-10	20832			20832	20852		20832	19734		807308	808406	
2020-11-09	20300			20300	20309		20300	19196		747697	748801	
2020-11-08	19826			19826	19842		19826	18732		763048	761442	
2020-11-07	19306			19306	19329		19306	18221		761388	762473	
2020-11-06	18699			18699	18722		18699	17618		762602	763683	
2020-11-05	18174			18174	18213		18174	17111		763652	764715	
2020-11-04	17860			17860	17895		17860	16798		609898	610960	
2020-11-03	17448			17448	17480		17448	16390		607307	608365	
2020-11-02	17057			17057	17095		17057	16007		603113	604163	
2020-11-01	16705			16705	16750		16705	15663		587852	588544	
2020-10-31	16355			16355	16397		16355	15312		587852	588895	
2020-10-30	15908			15908	15935		15908	14858		570415	571465	
2020-10-29	15522			15522	15550		15522	14481		568746	569787	
2020-10-28	15155			15155	15192		15155	14131		565444	566468	
2020-10-27	14798			14798	14836		14798	13779		562631	563650	
2020-10-26	14413			14413	14445		14413	13391		556431	557453	
2020-10-25	14064			14064	14094		14064	13041		545905	546928	
2020-10-24	13535			13535	13570		13535	12523		539585	540223	
2020-10-23	13161			13161	13211		13161	12167		539585	540579	
2020-10-22	12877			12877	12960		12877	11919		535832	536790	
2020-10-21	12644			12644	12721		12644	11680		534496	535460	
2020-10-20	12432			12432	12497		12432	11456		534093	535069	
2020-10-19	12220			12220	12264		12220	11225		524003	524998	
2020-10-18	12016			12016	12060		12016	11021		520695	521690	
2020-10-17	11792			11792	11846		11792	10811		518708	519689	
2020-10-16	11576			11576	11633		11576	10601		511098	512063	
2020-10-15	11348			11348	11409		11348	10390		508113	509081	
2020-10-14	11183			11183	11239		11183	10214		505994	506963	
2020-10-13	11039			11039	11071		11039	10059		503750	504730	
2020-10-12	10884			10884	10910		10884	9903		495043	496024	
2020-10-11	10686			10686	10713		10686	9712		492311	493285	
2020-10-10	10428			10428	10462		10428	9462		488825	489791	
2020-10-09	10176			10176	10228		10176	9232		482894	483838	
2020-10-08	9996			9996	10036		9996	9045		481175	482126	
2020-10-07	9861			9861	9896		9861	8911		480213	481163	
2020-10-06	9587			9587	9774		9587	8790		469787	470584	
2020-10-05	9587			9587	9622		9587	8643		469787	470731	
2020-10-04	9376			9376	9423		9376	8447		467442	468371	
2020-10-03	9187			9187	9280		9187	8306		464069	464950	
2020-10-02	9040			9040	9139		9040	8167		460250	461123	
2020-10-01	8912			8912	8995		8912	8026		453411	454297	
2020-09-30	8780			8780	8849		8780	7889		448427	449318	
2020-09-29	8674			8674	8743		8674	7785		442382	443271	
2020-09-28	8549			8549	8619		8549	7663		436242	437128	
2020-09-27	8431			8431	8502		8431	7549		434554	435320	
2020-09-26	8315			8315	8390		8315	7439		434554	435430	
2020-09-25	8202			8202	8271		8202	7320		433130	434012	
2020-09-24	7941			7941	8144		7941	7194		425257	426004	
2020-09-23	7941			7941	8001		7941	7063		425257	426135	
2020-09-22	7886			7886	7924		7886	6987		423305	424204	
2020-09-21	7838			7838	7863		7838	6930		420807	421715	
2020-09-20	7767			7767	7792		7767	6860		419158	420065	
2020-09-19	7674			7674	7684		7674	6752		415176	416098	
2020-09-18	7587			7587	7588		7587	6658		410706	411635	
2020-09-17	7471			7471	7477		7471	6551		408392	409312	
2020-09-16	7365			7365	7365		7365	6443		401,199	402121	
2020-09-15	7313			7313	7313		7313	6393		399811	400731	
2020-09-14	7,270			7,270	7,269		7,270	6350		396143	397063	
2020-09-13	7193			7193	7192		7193	6275		394020	394938	
2020-09-12	7131			7131	7131		7131	6214		392498	393415	
2020-09-11	7024			7024	7026		7024	6111		387562	388475	
2020-09-10	6915			6915	6929		6915	6022		386162	387055	
2020-09-09	6790			6790	6814		6790	5908		385147	386029	
2020-09-08	6724			6724	6748		6724	5843		384932	385813	
2020-09-07	6690			6690	6714		6690	5810		381931	382811	
2020-09-06	6656			6656	6679		6656	5776		380401	381281	
2020-09-05	6567			6567	6582		6567	5681		378435	379321	
2020-09-04	6469			6469	6492		6469	5594		375468	376343	
2020-09-03	6339			6339	6366		6339	5475		371597	372461	
2020-09-02	6233			6233	6276		6233	5387		370651	371497	
2020-09-01	6160			6160	6209		6160	5321		368095	368934	

Sensitivity **0.01**



Backfill Analysis

Checker instructions:
 - Look at graphs for each of the metrics, and confirm that any differences between the lines are small, or well understood
 - for each value in the "spot check value" columns, confirm that the value matches the same day's value on the state's page (see note on column header)
 - if all looks good, copy/paste each of the proposed columns into states daily.

Date	Positive Cases (PCR)	DELETE	Spot check value	Positive Cases (People, confirmed + rnr/bahai)	Residents + Non-residents	Spot check value	Positive Cases (People, confirmed + rnr/bahai)	RESIDENTS	Spot check value	Negative (People or Cases)	Proposed	Spot check value	Sensitivity	0.01
2020-08-31	6125			6125	6173		6125	5286		342505	343344			
2020-08-30	6086			6086	6135		6086	5250		340753	341589			
2020-08-29	6035			6035	6086		6035	5207		339660	340488			
2020-08-28	5923			5923	5989		5923	5114		333615	334424			
2020-08-27	5801			5801	5870		5801	4998		330419	331222			
2020-08-26	5719			5719	5781		5719	4914		329085	329890			
2020-08-25	5666			5666	5727		5666	4862		328165	328969			
2020-08-24	5628			5628	5691		5628	4829		324875	325674			
2020-08-23	5558			5558	5619		5558	4758		321882	322682			
2020-08-22	5494			5494	5552		5494	4692		320793	321595			
2020-08-21	5403			5403	5462		5403	4604		316132	316931			
2020-08-20	5332			5332	5390		5332	4535		307315	308112			
2020-08-19	5247			5247	5305		5247	4452		305602	306397			
2020-08-18	5177			5177	5228		5177	4379		304832	305630			
2020-08-17	5110			5110	5157		5110	4313		300538	301335			
2020-08-16	5060			5060	5107		5060	4263		296455	297252			
2020-08-15	4954			4954	5003		4954	4162		291723	292515			
2020-08-14	4869			4869	4918		4869	4078		291060	291851			
2020-08-13	4750			4750	4813		4750	3978		289303	290075			
2020-08-12	4655			4655	4712		4655	3896		287927	288686			
2020-08-11	4589			4589	4645		4589	3835		286155	286909			
2020-08-10	4539			4539	4590		4539	3786		275804	276567			
2020-08-09	4473			4473	4521		4473	3718		273446	274201			
2020-08-08	4373			4373	4421		4373	3621		269220	269972			
2020-08-07	4288			4288	4334		4288	3542		264563	265309			
2020-08-06	4223			4223	4266		4223	3487		257349	258085			
2020-08-05	4183			4183	4220		4183	3447		253096	253832			
2020-08-04	4125			4125	4161		4125	3392		248524	249257			
2020-08-03	4064			4064	4092		4064	3331		241743	242476			
2020-08-02	3984			3984	4014		3984	3273		239106	239817			
2020-08-01	3827			3827	3886		3827	3157		234886	235606			
2020-07-31	3677			3677	3716		3677	2993		230429	230113			
2020-07-30	3559			3559	3605		3559	2867		221468	222170			
2020-07-29	3442			3442	3483		3442	2803		220222	220861			
2020-07-28	3350			3350	3390		3350	2735		218525	211140			
2020-07-27	3206			3206	3255		3206	2627		204162	204637			
2020-07-26	3102			3102	3144		3102	2533		204162	204731			
2020-07-25	2868			2868	2911		2868	2348		202198	202718			
2020-07-24	2748			2748	2793		2748	2260		197824	198312			
2020-07-23	2684			2684	2727		2684	2203		186825	187306			
2020-07-22	2619			2619	2648		2619	2139		182714	183104			
2020-07-21	2525			2525	2541		2525	2045		176101	176581			
2020-07-20	2414			2414	2435		2414	1955		173172	173631			
2020-07-19	2277			2277	2295		2277	1882		170733	171128			
2020-07-18	2159			2159	2179		2159	1799		166204	166564			
2020-07-17	2081			2081	2102		2081	1737		163333	163677			
2020-07-16	2032			2032	2050		2032	1695		160990	161327			
2020-07-15	1631			1631	1972		1631	1631		154462	154462			
2020-07-14	1579			1579	1915		1579	1580		147894	147893			
2020-07-13	1539			1539	1855		1539	1537		145051	145053			
2020-07-12	1479			1479	1784		1479	1478		143996	143997			
2020-07-11	1385			1385	1668		1385	1386		141991	141990			
2020-07-10	1323			1323	1591		1323	1323		140608	140608			
2020-07-09	1272			1272	1537		1272	1273		134472	134471			
2020-07-08	1226			1226	1485		1226	1226		132175	132175			
2020-07-07	1184			1184	1434		1184	1186		130236	130234			
2020-07-06	1138			1138	1410		1138	1168		122615	122585			
2020-07-05	1138			1138	1382		1138	1141		122615	122612			
2020-07-04	1111			1111	1349		1111	1114		121621	121618			
2020-07-03	1063			1063	1294		1063	1065		119145	119143			
2020-07-02	1017			1017	1234		1017	1020		114892	114889			
2020-07-01	978			978	1184		978	982		113422	113418			
2020-06-30	940			940	1142		940	944		111245	111241			
2020-06-29	904			904	1095		904	908		107805	107801			
2020-06-28	883			883	1070		883	887		107417	107413			
2020-06-27	854			854	1038		854	858		104727	104723			
2020-06-26	836			836	1011		836	839		100956	100953			
2020-06-25	816			816	982		816	821		98636	98631			
2020-06-24	792			792	938		792	797		95304	95299			
2020-06-23	778			778	915		778	783		92169	92164			
2020-06-22	761			761	881		761	767		90063	90057			
2020-06-21	755			755	870		755	761		87296	87290			
2020-06-20	743			743	856		743	750		85175	85168			
2020-06-19	722			722	833		722	729		82909	82902			
2020-06-18	708			708	805		708	713		80477	80472			
2020-06-17	696			696	786		696	701		77013	77008			

Backfill Analysis

Checker instructions:
 - Look at graphs for each of the metrics, and confirm that any differences between the lines are small, or well understood
 - for each value in the "spot check value" columns, confirm that the value matches the same day's value on the state's page (see note on column header)
 - if all looks good, copy/paste each of the proposed columns into states daily.

Date	Positive Cases (PCR)	DELETE	Spot check value	Positive Cases (People, confirmed + renback)	Residents + Non-residents	Spot check value	Positive Cases (People, confirmed + renback)	RESIDENTS	Spot check value	Negative (People or Cases)	Proposed	Spot check value	Sensitivity	0.01
2020-06-16	676			676	761		676	681		75539	75534			
2020-06-15	664			664	747		664	668		73773	73769			
2020-06-14	661			661	743		661	665		72806	72802			
2020-06-13	654			654	731		654	656		71149	71147			
2020-06-12	625			625	697		625	630		70255	70250			
2020-06-11	611			611	676		611	616		68400	68395			
2020-06-10	593			593	649		593	598		67127	67122			
2020-06-09	573			573	627		573	578		66317	66312			
2020-06-08	563			563	614		563	567		65349	65345			
2020-06-07	544			544	595		544	549		64360	64355			
2020-06-06	536			536	586		536	541		63365	63360			
2020-06-05	524			524	572		524	529		60466	60461			
2020-06-04	513			513	559		513	518		59584	59579			
2020-06-03	505			505	531		505	508		57677	57674			
2020-06-02	487			487	512		487	490		55716	55713			
2020-06-01	467			467	491		467	470		53723	53720			
2020-05-31	434			434	484		434	463		51261	51232			
2020-05-30	434			434	455		434	435		51261	51260			
2020-05-29	430			430	450		430	432		49009	49007			
2020-05-28	425			425	444		425	427		47545	47543			
2020-05-27	412			412	431		412	414		45951	45949			
2020-05-26	411			411	430		411	413		44553	44551			
2020-05-25	409			409	426		409	411		44063	44061			
2020-05-24	408			408	423		408	410		43099	43097			
2020-05-23	408			408	423		408	410		41943	41941			
2020-05-22	404			404	418		404	406		41042	41040			
2020-05-21	402			402	416		402	404		39143	39141			
2020-05-20	402			402	416		402	404		36643	36641			
2020-05-19	399			399	411		399	401		35981	35979			
2020-05-18	399			399	411		399	401		35212	35210			
2020-05-17	396			396	408		396	398		34255	34253			
2020-05-16	392			392	403		392	394		32889	32887			
2020-05-15	388			388	398		388	390		32030	32028			
2020-05-14	387			387	396		387	389		31375	31373			
2020-05-13	383			383	391		383	384		30266	30265			
2020-05-12	383			383	390		383	383		29578	29578			
2020-05-11	381			381	388		381	381		28209	28209			
2020-05-10	379			379	386		379	379		26985	26985			
2020-05-09	378			378	385		378	378		26071	26071			
2020-05-08	377			377	383		377	377		25096	25096			
2020-05-07	374			374	380		374	374		23967	23967			
2020-05-06	372			372	377		372	372		23283	23283			
2020-05-05	371			371	376		371	371		22321	22321			
2020-05-04	370			370	375		370	370		21353	21353			
2020-05-03	368			368	373		368	368		21210	21210			
2020-05-02	365			365	370		365	365		21034	21034			
2020-05-01	364			364	369		364	364		19961	19961			
2020-04-30	355			355	360		355	355		18764	18764			
2020-04-29	355			355	360		355	355		18764	18764			
2020-04-28	351			351	356		351	351		16738	16738			
2020-04-27	345			345	350		345	345		15911	15911			
2020-04-26	341			341	346		341	341		15836	15836			
2020-04-25	339			339	344		339	339		15393	15393			
2020-04-24	339			339	344		339	339		11942	11942			
2020-04-23	337			337	342		337	337		11824	11824			
2020-04-22	335			335	340		335	335		11824	11824			
2020-04-21	329			329	334		329	329		10790	10790			
2020-04-20	321			321	326		321	321		9803	9803			
2020-04-19	319			319	324		319	319		9576	9576			
2020-04-18	314			314	319		314	314		9341	9341			
2020-04-17	309			309	314		309	309		9141	9141			
2020-04-16	300			300	305		300	300		8435	8435			
2020-04-15	293			293	297		293	293		8371	8371			
2020-04-14	285			285	289		285	285		8063	8063			
2020-04-13	277			277	281		277	277		7553	7553			
2020-04-12	272			272	276		272	272		7766	7766			
2020-04-11	257			257	261		257	257		7475	7475			
2020-04-10	246			246	249		246	246		7186	7186			
2020-04-09	235			235	238		235	235		6988	6988			
2020-04-08	226			226	228		226	226		6842	6842			
2020-04-07	213			213	215		213	213		6700	6700			
2020-04-06	191			191	193		191	191		6692	6692			
2020-04-05	185			185	187		185	185		6099	6099			
2020-04-04	171			171	172		171	171		5869	5869			
2020-04-03	157			157	161		157	160		5859	5856			
2020-04-02	143			143	150		143	149		4879	4873			

Backfill Analysis

Checker instructions:

- Look at graphs for each of the metrics, and confirm that any differences between the lines are small, or well understood
- for each value in the "spot check value" columns, confirm that the value matches the same day's value on the state's page (see note on column header)
- if all looks good, copy/paste each of the proposed columns into states daily.

Date	Positive Cases (PCR)	DELETE	Spot check value	Positive Cases (People, confirmed + nonbahia)	Residents + Non-residents	Spot check value	Positive Cases (People, confirmed + nonbahia)	RESIDENTS	Spot check value	Negative (People or Cases)	Proposed	Spot check value	Sensitivity	0.01
2020-04-01	133			133	142		133	141		4470	4462			
2020-03-31	119			119	129		119	128		3594	3585			
2020-03-30	114			114	119		114	118		3540	3536			
2020-03-29	102			102	111		102	110		3232	3224			
2020-03-28	85			85	92		85	91		2836	2830			
2020-03-27	69			69	75		69	74		2319	2314			
2020-03-26	59			59	64		59	63		1801	1797			
2020-03-25	42			42	50		42	49		1649	1642			
2020-03-24	36			36	43		36	42		986	980			
2020-03-23	22			22	39		22	38		946	930			
2020-03-22	22			22	26		22	25		946	943			
2020-03-21	14			14	16		14	15		758	757			
2020-03-20	12			12	15		12	14		686	684			
2020-03-19	6			6	12		6	11		432	427			
2020-03-18	6			6	9		6	8		406	404			
2020-03-17	3			3	4		3	3		334	334			
2020-03-16	1			1	1		1	1		143	144			
2020-03-15	1			1	1		1	1		143	144			
2020-03-14	1			1	1		1	1		143	144			
2020-03-13	1			1	1		1	1		59	60			
2020-03-12	0			0			0			46	46			
2020-03-11	0			0			0			46	46			
2020-03-10	0			0			0			23	23			
2020-03-09	0			0			0			23	23			
2020-03-08	0			0			0			14	14			
2020-03-07	0			0			0			12	12			
2020-03-06	0			0			0			8	8			